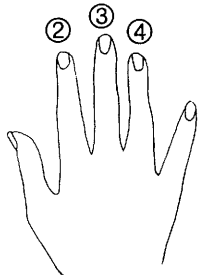
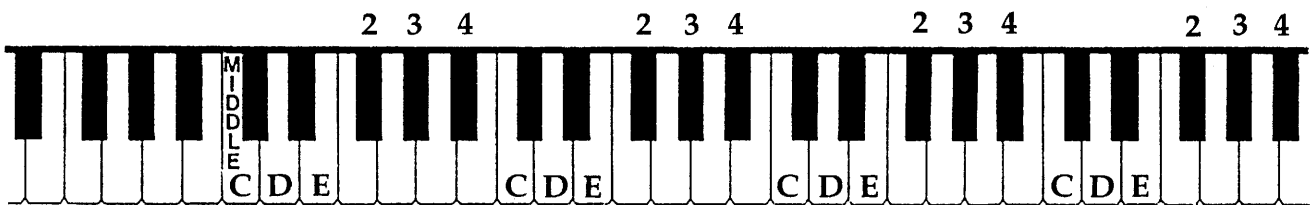


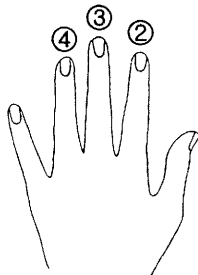
Swimming To The Shore



The Right Hand will play the groups of three black Keys using the 2nd, 3rd & 4th fingers.



Higher & Higher




The Left Hand will play the three white notes, C, D & E using the 4th, 3rd & 2nd fingers.

Hold the Pedal on the right side down with your right foot for the **entire** song.


Final Directions :

Alternate using the left and right hands playing up and down the keyboard using just the notes marked for each hand. You may play the black notes as clusters or separately. Have fun!



Underwater Sounds

Gail Smith



8va - - - - -

4 3 2 2 3 4 4 3 2 2 3 4

l.h. r.h.

Handwritten number 5 in the right margin.

Hold pedal down throughout the song

15va - - - - -
keep playing higher

22va - - - - -

22va - - - - -
Now go down

15va - - - - -

(r.h.) l.h. (r.h.)

8va - - - - -

